



# Green Supply Chain Monthly Report 2024-10

## **With Consistent Motivation from Major IT/ICT Suppliers, A total of 2.39 Million Tons of Carbon was Disclosed**

---

In October 2024, through its engagement in environmental and climate action, IPE witnessed 92 enterprises disclosing a total of 94 carbon emission data sheets, and 100 enterprises disclosing a total of 106 PRTR (Pollutant Release and Transfer Register) data sheets. In addition, 141 enterprises passed the GCA audit, verifying the effectiveness of their corrective actions, which led to the removal of 532 supervision records from the Blue Map website.

### **Dual Carbon Actions**

In the past month, the total carbon emissions disclosed through the Blue Map reached 2,393 thousand tons of CO<sub>2</sub>e. These emissions were reported by 92 enterprises across 18 industries (see Figure 1 for emission distribution ranges, and Figures 2 and 3 for the distribution of enterprises and emissions by industry).

We believe that brands are motivating key suppliers to accurately calculate and disclose their carbon data, extending this influence further upstream to unlock

emission reduction potential through the supply chain. This reflects the efforts brands are making to promote green supply chains. At the same time, enterprises' voluntary disclosure of carbon emissions from their own operations (Scope 1+2) demonstrates their commitment to environmental and social responsibility - a practice worthy of full recognition.

Among the enterprises that disclosed carbon data in the past month:

- 23 enterprises used the Corporate GHG Emissions Accounting Platform developed by Blue Map to calculate their greenhouse gas emissions.
- 69 enterprises completed third-party verification and uploaded verification reports. Of these, 19 enterprises are from the computer, communication, and other electronic equipment manufacturing industry; 9 from the leather, fur, feather products and footwear industry; 8 from the metal products industry; 6 from the other manufacturing industry; 5 from the rubber and plastic products industry; 5 from the wholesale and retail trade industry; 4 from the culture, education, beauty, sports and entertainment product manufacturing industry; 3 from the retailing industry; 2 from the electric machinery and equipment manufacturing industry; 1 from the chemical raw materials and chemical manufacturing industry; 1 from the science and technology promotion and application services industry; 1 from the automobile manufacturing industry; 1 from the printing and record reproduction industry; 1 from the specialized equipment manufacturing industry.

- 14 enterprises calculated and disclosed Scope 3 (value chain) emissions in addition to Scope 1+2 (own operations) emissions.
- 44 enterprises have set carbon reduction targets. Among them, 26 enterprises set absolute reduction targets with a total target reduction of approximately 37 thousand tons of CO<sub>2</sub>e; 17 enterprises have set intensity reduction targets.
- The main industries involved include chemical raw materials and chemical manufacturing industry, as well as the computer, communication, and other electronic equipment manufacturing industries. Among these, 18 enterprises from the computer, communication, and other electronic equipment manufacturing industry reported a total emission of 912.5 thousand tons of CO<sub>2</sub>e; 2 enterprises from the chemical raw materials and chemical manufacturing industry reported a total emission of 475.9 thousand tons of CO<sub>2</sub>e.

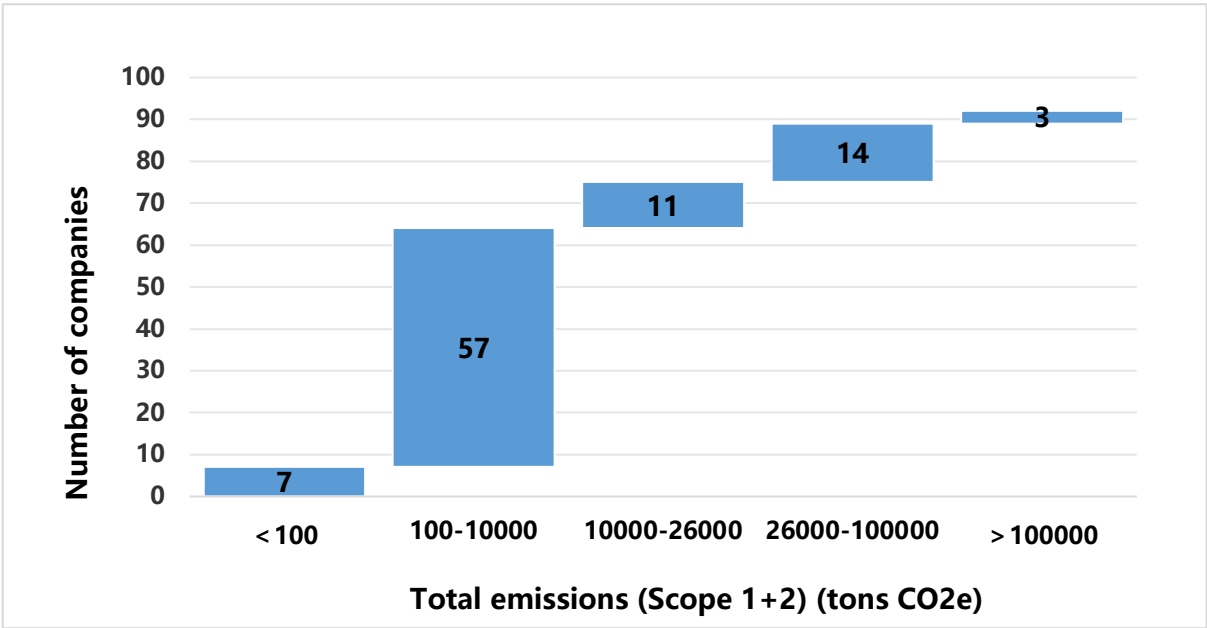


Figure 1 Distribution range of enterprise greenhouse gas emissions (Scope 1+2)

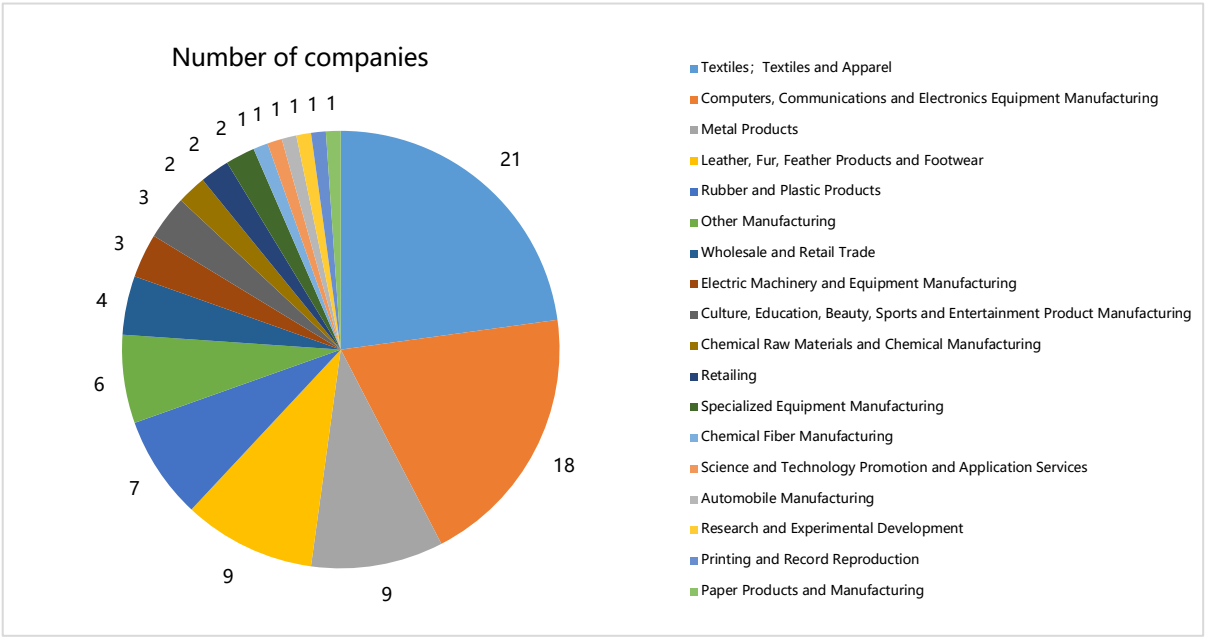
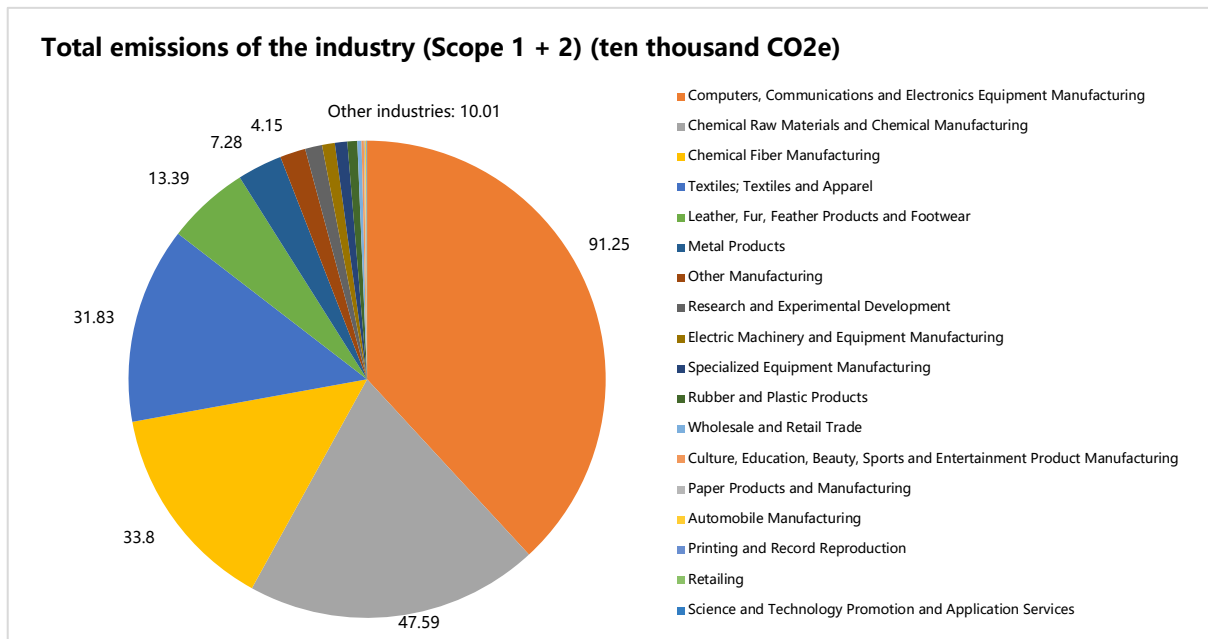


Figure 2 Distribution of enterprises by industry



**Figure 3 Distribution of greenhouse gas emissions (Scope 1+2) by industry**

## Brand Green Actions

Driven by 38 brands and 1 bank, a total of 114 suppliers have provided explanations on violation records and/or rectification status over the past month. Motivated by 37 brands, 161 suppliers have been in the process of calculating/reporting carbon emissions, pollutant discharges, and resource consumption data over the past month, and have communicated with IPE and provided confirmation. Independent from brands' requirements, 141 upstream suppliers have provided explanations on violation records and/or rectification status, and 77 enterprises have undertaken the calculation/reporting work and are currently in the process of communicating with IPE and providing confirmation.

	Brand Green Actions			
	2024.10.01–2024.10.31			
LOGO	Brand	No. of Suppliers Motivated to Provide Public Explanations on Violations and/or Corrective Actions	No. of Suppliers Motivated to Disclose Carbon Emissions and Pollutant Release Data	Region
	Foxconn	5	18	Taoyuan County Wuxi Suzhou Qingdao Weihai Dongguan Wuhan Puyang Yulin Shenzhen Huizhou Meizhou Wuhu
	Primark	5	14	Shanghai Quanzhou Chaozhou Shenzhen Lianyungang Hangzhou Ningbo Lishui Shaoxing Yantai Qingdao Suzhou
	Target	10	9	Nantong Xingtai Qingyuan Dongguan Fuzhou Suzhou Weifang Yantai Changzhou Zibo Shaoxing Jiaxing Ningbo
	LUXSHARE-ICT	3	15	Suzhou Chengdu Huzhou Jinhua Huizhou Xiamen Dongguan Shenzhen Beijing Shanghai Hengshui Nantong Foshan
	AVARY HOLDING	3	14	Shenzhen Zhangzhou Dongguan Huai'an Qinhuangdao Yantai Ganzhou Suzhou
	Cisco	2	11	Suzhou Taoyuan County New Taipei City Huizhou Shenzhen Dongguan Hsinchu County
	Kontoor	1	9	Ningbo Jiaxing Changzhou Qingdao Nantong Dongguan Shanghai Xiamen
	ANTA	1	8	Quanzhou Fuzhou Putian Lianyungang Lishui Ziyang Dalian
	Dell	1	6	Hsinchu County Miaoli County Dongguan Shenzhen Suzhou Yantai
	Adidas	3	3	Jinhua Dalian Dongguan Foshan Fuzhou
	VF	2	4	Ningbo Suzhou Shanghai Zhongshan
	Walmart	2	3	Changzhou Wuxi Suzhou Xiamen Shenzhen
	M&S	1	3	Nantong Suzhou Changzhou Shaoxing
	Uniqlo	2	2	Jining Changzhou Suzhou
	Inditex	3	1	Suzhou Changzhou Shaoxing
	Levi Strauss & Co.	1	3	Quanzhou Shaoxing Hsinchu County Changzhou
	Bestseller	1	3	Tai'an Liaocheng Dongguan Chuzhou
	Lindex	2	2	Shangqiu Changzhou Wuxi Shaoxing
	Decathlon	1	3	Shaoxing Weifang Jiaxing Suqian
	Li & Fung	4	0	Nantong Shaoguan Hangzhou Changzhou
	H&M	2	1	Ningbo Wuxi Changzhou
	C&A	1	2	Suzhou Changzhou
	Samsung	1	2	Hangzhou Xi'an Nantong
	Nike	2	1	Shenzhen Dongguan Suqian
	New Balance	2	1	Yichun Xinyang Dongguan
	Alpha Fashion Group	0	3	Shenzhen Ningbo Qingdao
	GAP	1	1	Changzhou Suzhou
	Huawei	1	1	Heyuan Huizhou
	LENOVO GROUP	0	2	Suzhou Nanchang
	IKEA	1	1	Suzhou Changzhou
	Tesco	2	0	Changzhou Shaoxing
	Danone	1	1	Changzhou Guangzhou
	Apple	0	1	Huzhou
	HP	0	1	Dongguan
	Puma	1	0	Wenzhou
	Panasonic	1	0	Shanghai
	LI NING	1	0	Dongguan
	TCL TECH.	1	0	Huizhou
	ZTE	0	1	Heyuan
	Amazon	0	1	Suzhou
	EuroGroup	1	0	Ningbo
	AEO	0	1	Hsinchu County
	Schaeffler	1	0	Wuxi
	LONGI	1	0	Huzhou
	Fashion UK	0	1	Quanzhou
	HOP LUN	0	1	Shenzhen
	Brand X	38	0	Guangzhou Qingyuan Foshan Nantong Jiangmen Qinhuangdao Zhongshan Shenzhen Tongling Putian Zhangzhou Tianjin Hefei Chuzhou Ganzhou Suzhou Wuxi Changzhou Nanjing Jiaxing Hangzhou Liaocheng Weinan Chengdu Taipei City New Taipei City
	Bank X	2	2	Suzhou Shenzhen Dongguan Huizhou
	FACTORY X	141	79	Chongqing Shanghai Beijing Bengbu Chuzhou Hefei Ma'anshan Wuhu Anqing Xuancheng Baotou Tongling Fuzhou Longyan Quanzhou Putian Zhangzhou Xiamen Meizhou Shaoguan Huizhou Shaoxing Shenzhen Dongguan Guangzhou Qingyuan Zhaoqing Foshan Zhongshan Jiangmen Qinhuangdao Tangshan Shijiazhuang Xingtai Xinxiang Kaifeng Wuhan Huanggang Huangshi Yueyang Xiangtan Lianyungang Xinyang Puyang Xiangyang Suqian Yancheng Huai'an Yangzhou Nantong Nanjing Changzhou Wuxi Suzhou Shenyang Yichun Ji'an Ganzhou Pingxiang Xining Weihai Qingdao Yantai Weifang Binzhou Dezhou Liaocheng Zibo Jining Zaozhuang Heze Mianyang Guang'an Chengdu Xianyang Huzhou Jiaxing Hangzhou Shaoxing Ningbo Jinhua Taizhou Wenzhou Kunming Qujing Yangon Taipei City New Taipei City Taoyuan County Hsinchu County Miaoli County