



Green Supply Chain Monthly Report

2025-07

In the scorching July, 684 suppliers disclosed 14.5 million tons of carbon emissions!

In July 2025, through its engagement in environmental and climate action, IPE witnessed 684 enterprises disclosing a total of 690 carbon emission data sheets, and 698 enterprises disclosing a total of 708 PRTR (Pollutant Release and Transfer Register) data sheets. In addition, 162 enterprises passed the GCA audit, verifying the effectiveness of their corrective actions, which led to the removal of 471 supervision records from the Blue Map website.

Dual Carbon Actions

In the past month, the total carbon emissions disclosed through the Blue Map reached 14.5069 million tons of CO₂e. These emissions were reported by 32 enterprises across 684 industries (see Figure 1 for emission distribution ranges, and Figures 2 and 3 for the distribution of enterprises and emissions by industry).

We believe that brands are motivating key suppliers to accurately calculate and disclose their carbon data, extending this influence further upstream to unlock emission reduction potential through the supply chain. This reflects the efforts brands are making to promote green supply chains. At the same time, enterprises' voluntary disclosure of carbon emissions from their own operations (Scope 1+2) demonstrates their commitment to environmental and social responsibility - a practice worthy of full recognition.

Among the enterprises that disclosed carbon data in the past month:

- 492 enterprises used the Corporate GHG Emissions Accounting Platform developed by Blue Map to calculate their greenhouse gas emissions.
- 148 enterprises completed third-party verification and uploaded verification reports. Of these, 86 enterprises were from the Computers, Communications and Electronics Equipment Manufacturing; 14 from the Metal Products; 8 from the Other Manufacturing; 6 from the Textiles; Textiles and Apparel; 5 from the Rubber and Plastic Products; 4 from the Electric Machinery and Equipment Manufacturing; 3 from the General Equipment Manufacturing; 3 from the Paper Products and Manufacturing; 2 from the Alcohol, Beverage and Refined Tea Production; 2 from the Wholesale and Retail Trade; 2 from the Research and Experimental Development; 2 from the Printing and Record Reproduction; 2 from the Non-Ferrous Metal Smelting, Rolling and Processing; 1 from the Road Transport Industry; 1 from the Electricity and Heat Production and Supply; 1 from the Chemical

Raw Materials and Chemical Manufacturing; 1 from the Science and Technology Promotion and Application Services; 1 from the Agriculture and Food Processing; 1 from the Leather, Fur, Feather Products and Footwear; 1 from the Automobile Manufacturing; 1 from the Transmission, Software and Information Technology Services; 1 from the Specialized Equipment Manufacturing.

- 32 enterprises calculated and disclosed Scope 3 (value chain) emissions in addition to Scope 1+2 (own operations) emissions.
- 313 enterprises have set carbon reduction targets. Among them, 241 enterprises set absolute reduction targets with a total target reduction of approximately 4.6866 million tons of CO₂e; 76 enterprises have set intensity reduction targets.
- The main industries involved include Computers, Communications and Electronics Equipment Manufacturing, as well as the textile-related industries, the textile industry, textile and apparel, the apparel industry. Among these, 150 enterprises from the Computers, Communications and Electronics Equipment Manufacturing reported a total emission of 7.6658 million tons of CO₂e; 207 enterprises from the textile-related industries, the textile industry, textile and apparel, the apparel industry reported a total emission of 3.0705 million tons of CO₂e.

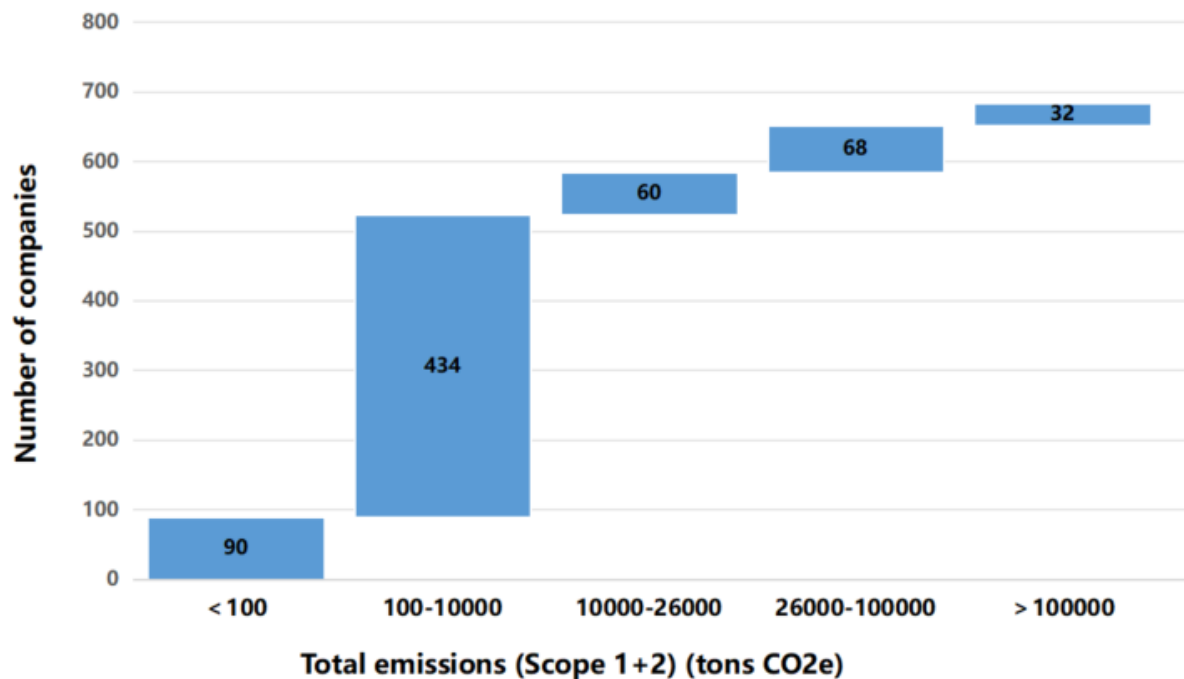


Figure 1 Distribution range of enterprise greenhouse gas emissions (Scope 1+2)

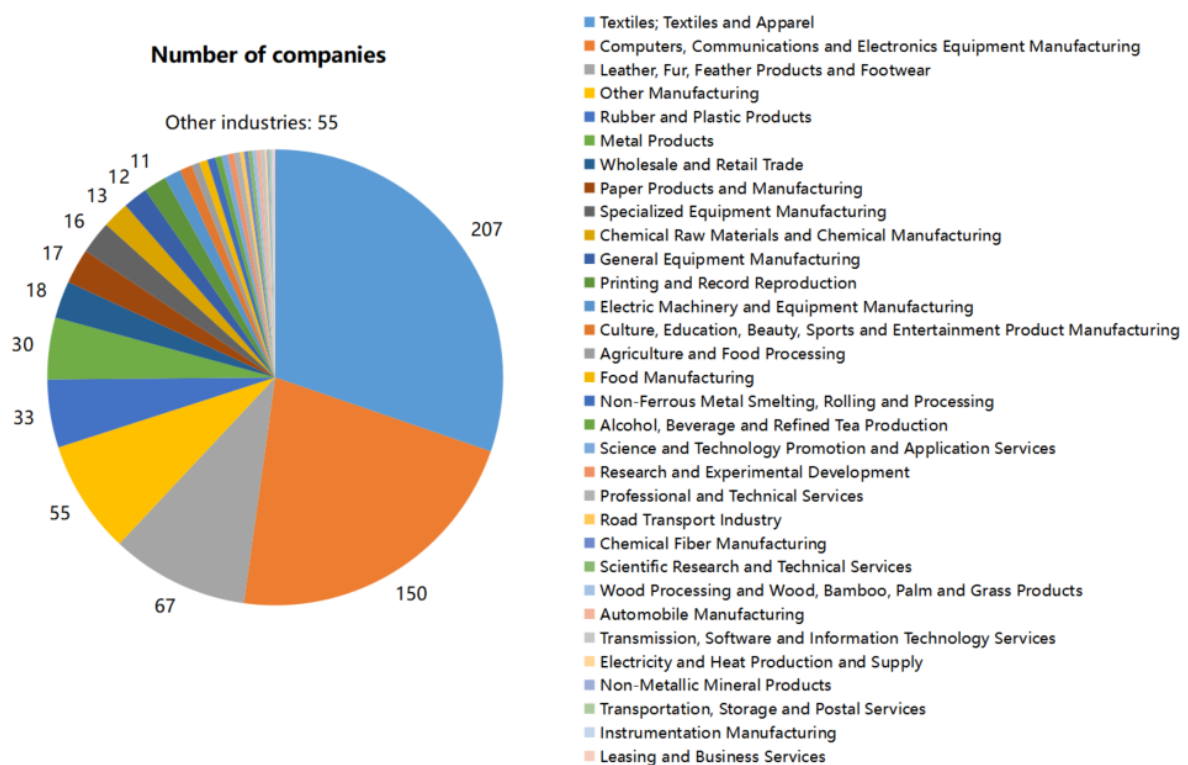


Figure 2 Distribution of enterprises by industry

Total emissions of the industry (Scope 1 + 2) (ten thousand CO2e)

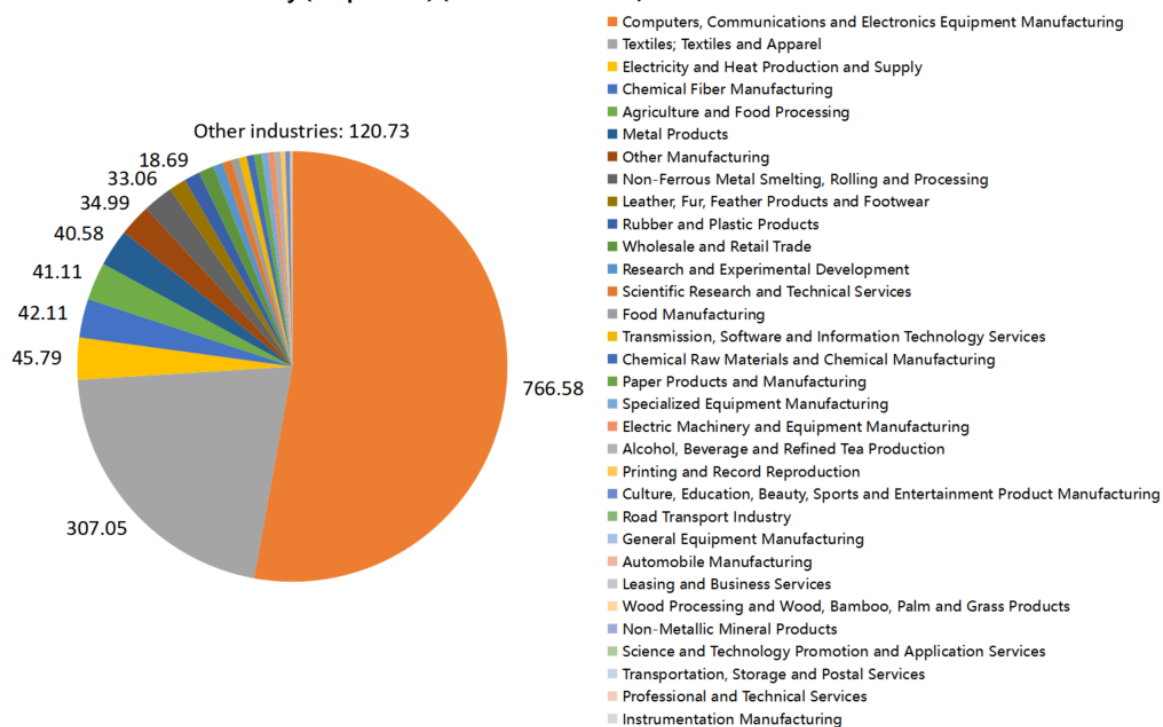


Figure 3 Distribution of greenhouse gas emissions (Scope 1+2) by industry

Brand Green Actions

Driven directly or indirectly by 34 brands and 1 bank, a total of 142 suppliers have provided explanations on violation records and/or rectification status over the past month. Motivated directly or indirectly by 63 brands, 1092 suppliers have been in the process of calculating/reporting carbon emissions data over the past month. Motivated directly or indirectly by 55 brands, 913 suppliers have been in the process of calculating/reporting PRTR data over the past month. Independent from brands' requirements, 152 upstream suppliers have provided explanations on violation records and/or rectification status, and 230 enterprises have been in the process of calculation/reporting work.

	Brand Green Actions				
	2025.07.01–2025.07.31				
	LOGO	Brand	No. of Suppliers Motivated to Provide Public Explanations on Violations and/or Corrective Actions	No. of Suppliers Motivated to Calculate/Disclose Carbon Emissions Data	No. of Suppliers Motivated to Calculate/Disclose Pollutant Release Data
					Region
	Primark	8	186	89	Suzhou Qingdao Yantai Weihai WEIFANG Ganzhou Shangrao Jining Zaozhuang Binzhou Linyi Liaocheng Yibin Jiaxing Huzhou Hangzhou Nantong Changzhou Nanjing Xianning Zhumadian Bijie Yangzhou Suzhou Xuzhou Yancheng Yongzhou Wuxi HuaiBei Fuyang Chuzhou Lu'an Fuzhou Xuancheng Tongling Wuhu Hefei Quanzhou Putian Xiamen Shantou Huizhou Shenzhen Shaoquan Yangjiang Nanning Guangzhou Zhaoqing Dongguan Shaoxing Ningbo Wenzhou Jinhua Quzhou Taizhou Lishui
	LXJM	4	116	101	Hangzhou Ningbo Jinhua Suzhou Wuxi Changzhou Zhenjiang Taizhou Xianning Huanggang Jiaxing Huzhou Meishan Binzhou WEIFANG Chengdu Xi'an Hanzhong Xinyu Ji'an Dongguan Foshan Zhuhai Jiangmen Hebi Shenzhen Shanghai Chongqing Beijing Fuyang Huizhou Meizhou Shantou Xiamen
	Dell	2	84	89	Shenzhen Huizhou Xiamen Quanzhou Chongqing Shanghai Fuzhou Hefei Tianjin Beijing Bengbu Dongguan Zhongshan Nanning Foshan Guangzhou Heze Mianyang Deyang Chengdu Jiaxing Neijiang Suzhou Qingdao Xiantao Wuhan Nanjing Nantong Zhenjiang Wuxi Taoyuan County Taipei City
	Danone	0	71	63	Hangzhou Dongguan Qingyuan Zhongshan Guangzhou Zhuhai Xinxiang Tangshan Yunfu Jiangmen Shenzhen Xiamen Zhangzhou Ma'anshan Nanming Tianjin Chongqing Shanghai Wuxi Suzhou Changsha Xiaogan Wuhan Xiantao Nanjing Changzhou Nantong Chengdu Dezhou WEIFANG Yuncheng Xi'an Xianyang Weinan Deyang Shenyang
	AVARY HOLDING	0	66	45	Shenzhen Huizhou Shantou Shanghai Chongqing Qinhuangdao Nanyang Zhuhai Guangzhou Dongguan Suzhou Juliang Yingtan Taizhou Nantong Hua'an Wuxi Kachisung City
	Target	5	55	40	Yantai Suzhou Jiaxing Hangzhou Jining Huzhou Wuxi Changzhou Nantong Taizhou Dongguan Shenzhen Jiangmen Baoding Guangzhou Zhongshan Foshan Fuzhou Xuancheng Wuhu Shanghai Quanzhou Putian Zhangzhou Huizhou Ningbo Shaoxing Jinhua Quzhou Yinchuan Wenzhou
	Foxconn	11	43	44	Wenzhou Taipei City Miaoli County Taoyuan County Chuzhou Beijing Hefei Shanghai Chongqing Huizhou Shenzhen Jiangmen Zhongshan Hengshui Dongguan Guangzhou Foshan Nantong Yancheng Zhuzhou Xinyang Suzhou Wuxi Weihai Qingdao Ganzhou Ji'an Anshan Binzhou Chengdu Deyang Mianyang
	Kortoor	0	53	37	Zhongshan Guangzhou Baoding Quanzhou Shanghai Tianjin Fuzhou Dalian Nanchang Yantai Qingdao Weihai Jiaxing Linyi Zaozhuang Dezhou Chengdu Wuxi Changzhou Nantong Yangzhou Ningbo Hangzhou Shaoxing Wenzhou
	LUXCASE-ICT	0	35	23	Zhuhai Jiangmen Foshan Dongguan Shenzhen Shanghai Chongqing Nanjing Yancheng Changzhou Suzhou Xinyu Binzhou Chengdu Jiaxing Hangzhou
	ANTA SPORTS	4	29	30	Yichun Dalian Qingdao Dazhou Neijiang Nantong Yangzhou Suzhou Dongguan Shenzhen Foshan Zhongshan Guangzhou Guilang Zhuhai Huizhou Quanzhou Fuzhou Putian Hefei Anqing Chongqing Shaoxing Ningbo
	TONGWEI CO.,LTD	31	0	0	Wuxi Tianmen Wuhan Suzhou Changde Hua'an Yancheng Baicheng Lianyang Nantong Zhenjiang Jincheng Yichun Xiamen Jiayang Tianjin Chizhou Nanning Fangchenggang Jiangmen Zhuhai Yangjiang Foshan Yinchuan Shaoxing
	Adidas	3	24	25	Ningbo Jinhua Suzhou Dalian Xinyu Qingdao Chengdu Jiaxing Changde Hua'an Guangzhou Qingyuan Zhongshan Jiangmen Dongguan Fuzhou Shanghai Huizhou Quanzhou Putian
	Inditex	1	23	18	Suzhou Weihai Yantai Heze Jiaxing Hangzhou Yibin Changzhou Taizhou Qianjiang Quanzhou Fuzhou Foshan Guangzhou Dongguan Shaoxing Jinhua
	Levi Strauss & Co.	3	22	17	Suzhou Shangrao Jiaxing Hua'an Taizhou Nantong Changzhou Huainan Fuyang Please Select Huizhou Jiayang Xiamen Putian Dongguan Shenzhen Guangzhou Zhongshan Ningbo Wenzhou Kampong Speu Province Kandal Province
	Puma	1	22	22	Jiaxing Qingdao Ganzhou Suzhou Hua'an Nantong Dongguan Guangzhou Jiangmen Huizhou Quanzhou Putian Shanghai Hefei Wenshan Ningbo
	Cisco	3	18	16	Taoyuan County Wenzhou Suzhou Suzhou Heze Dongguan Qingyuan Zhuhai Zhongshan Shenzhen Chongqing
	H&M	1	18	16	Huizhou Dongguan Guangzhou Changzhou Nantong Suzhou WEIFANG Linyi Jiaxing Hangzhou Wenzhou Shaoxing
	M&S	0	19	16	Quanzhou Fuzhou Huizhou Ordos Anqing Foshan Qingyuan Guangzhou Changzhou Nantong Wuxi Suzhou Jiaxing Shaoxing Hangzhou
	Apple	3	15	12	Jiaxing Chengdu Binzhou Suzhou Xiantao Zhuhai Jiangmen Zhongshan Dongguan Shenzhen Huizhou Hefei Shanghai
	Lindex	0	18	11	Quanzhou Huizhou Dongguan Suzhou Nantong Changzhou Suzhou Hua'an Jiaxing Hangzhou Shaoxing Ningbo Jinhua Wenzhou Binh Phuoc
	GAP Inc.	1	13	11	Hangzhou Jiaxing Suzhou Wuxi Changzhou Nantong Zhongshan Quanzhou Anqing
	Samsung	0	13	15	Shenzhen Tianjin Dongguan Zhongshan Xiantao Changzhou Xi'an Xianyang Weihai Suzhou
	VF	1	12	16	Dongguan Guangzhou Zhaoqing Jiangmen Quanzhou Xiamen Suzhou Jiaxing Ganzhou Hangzhou Ningbo Shaoxing
	Huawei	4	7	7	Wenzhou Huizhou Shenzhen Xiamen Beijing Dongguan Zhongshan Suzhou
	C&A	0	9	11	Huizhou Guangzhou Changzhou Suzhou Yantai Jiaxing Hangzhou Shaoxing Ningbo
	Uniqlo	1	8	35	Suzhou Wuxi Changzhou Jiaxing Dezhou Heze Jining WEIFANG Qingdao Weihai Yunfu Nanyang Zhoukou Guangzhou Zhongshan Fuyang Bengbu Shanghai Shaoxing Hangzhou Ningbo
	Bestseller	1	8	7	Ningbo Shaoxing Suzhou Tianjin Hua'an Qianjiang Nantong Tai'an Jining
	New Balance	1	9	10	Quanzhou Huizhou Dongguan Guangzhou Yichun Yongzhou Changde Nantong Ningbo
	Decathlon	0	9	6	Hefei Quanzhou Qiongdongnan Guangzhou Zibo Jiaxing Changzhou Wuxi Suzhou Nantong
	Nike	0	8	7	Ningbo Hefei Guangzhou Dongguan Zhongshan Changzhou Suzhou Jiaxing Qingdao
	Microsoft	0	7	8	Huizhou Shenzhen Dongguan Suzhou Jiaxing Binzhou
	Kao	2	5	6	Shanghai Ma'anshan Guangzhou Jiaxing Suzhou Changsha Hua'an Changzhou Hangzhou
	Walmart	1	4	4	Suzhou Jiaxing Hangzhou Changzhou Guangzhou Fuzhou Ningbo
	HP	1	3	6	Taipei City Suzhou Wuhan Zhongshan Huizhou Chongqing
	LI NING	1	3	5	Ningbo Quanzhou Huizhou Hefei Jiaxing Suzhou
	LENOVO GROUP	0	4	3	Taipei City Chongqing Hefei Wuhan Suzhou
	Tesco	0	4	6	Quanzhou Guangzhou Foshan Changzhou Hangzhou Shaoxing
	Amazon	0	4	5	Hangzhou Suzhou Jiaxing Deyang Guangzhou Dongguan Shenzhen
	Delta Galli	0	4	2	Fuzhou Foshan Dongguan
	IKEA	0	3	1	Changzhou Jiaxing Hefei
	ZTE	0	3	2	Shenzhen Dongguan
	AEO	0	3	3	Suzhou Longyan Fuzhou Huizhou Foshan
	Alpha Fashion Group	0	3	2	Dongguan Ningbo
	Panasonic	2	0	0	Zhenjiang Xiamen
	BYD	0	2	2	Nanchang Shenzhen Tianjin
	Columbia Sportswear	0	2	1	Suzhou Hefei
	LI & Fung	1	1	1	Changzhou Hangzhou Ningbo
	OPPO	0	2	0	Shenzhen
	LENS	0	2	1	Shanghai Zhuhai
	Lululemon	0	2	1	Hangzhou Changzhou
	Esquel	1	0	0	Taipei City
	Toyota Motor	1	0	1	Tianjin Shanghai
	Intel	0	1	0	Shenzhen
	Benetton	0	1	2	Shaoxing Hangzhou
	Carrefour	0	1	0	Zaozhuang
	TCL TECH.	0	1	0	Shenzhen
	Ralph Lauren	1	0	0	Taoyuan County
	ASICS	0	1	2	Quanzhou
	Archroma	0	1	1	Shenyang Shantou
	Tesla	0	1	0	Shenzhen
	The Very Group	1	0	0	Jiaxing
	LONGI	1	0	0	Yulin
	JA SOLAR	1	0	0	Wuxi
	Fashion UK	1	0	0	Hangzhou
	SHEIN	0	1	1	Shaoxing
	Honor	0	1	0	Shenzhen
	TCL	0	1	0	Shenzhen
	CATL	0	1	0	Shenzhen
	LY ITECH	0	1	1	Zhuhai
	HOP LUN	0	1	1	Jiaxing
	WUS	0	1	3	Dongguan Suzhou
	Brand X	23	1	0	Ningbo Shaoxing Taoyuan County Taizhou Nantong Changde Xiantao Yiyang Baicheng Suzhou Yantai Jiaxing Yulin Zibo Yangjiang Zhuhai Hebi Shijiazhuang Xuancheng Chongqing
	Bank X	15	3	3	Jinhua Changzhou Fuzhou Tieling Qingdao Taiyuan Dongguan Zhuhai Langfang Beijing Huangshan Quanzhou Longyan Shaoquan
	FACTORY X	152	195	88	Chongqing Shanghai Tianjin Beijing Suzhou HuaiBei Bengbu Fuyang Huainan Chuzhou Lu'an Hefei Ma'anshan Wuhu Tongling Anqing Xuancheng Chizhou Ordos Baotou Tongliao Nanping Nanming Fuzhou Longyan Quanzhou Putian Zhangzhou Xiamen Lanzhou Meizhou Shentou Jiayang Shanwei Huizhou Shaoquan Shenzhen Dongguan Guangzhou Qingyuan Zhaoqing Foshan Zhongshan Jiangmen Yunfu Yangjiang Zhuhai Guilang Nanning Bijie Giannan Qiongdongnan Dantou Chengmai Qinhuangdao Behai Fangchenggang Tangshan Baoding Langfang Shijiazhuang Xingtai Hengshui Xinxiang Hebi Sannexia Zhengzhou Luhe Zhoukou Nanyang Zhumadian Suzhou Xiaogan Wuhan Huanggang Yizhang Jimen Tianmen Gaojiang Huangshi Jingzhou Xianning Yueyang Yiyang Changde Changsha Zhuzhou Xiangtan Yongzhou Baicheng Lianyungang Xuzhou Suzhou Yancheng Hua'an Yangzhou Taizhou Nantong Zhenjiang Nanjing Changzhou Wuxi Dalian Shenyang Jiaxing Nanchang Yichun Yixiu Xinyu Ji'an Ganzhou Weihai Qingdao Yantai WEIFANG Dezhou Jinan Liaocheng Zibo Rizhao Linyi Jining Zaozhuang Heze Yuncheng Jincheng Linfen Jinzhong Yulin Weinan Xianyang Xi'an Hanzhong Mianyang Dazhou Deyang Chengdu Ya'an Meishan Neijiang Leshan Yibin Huzhou Jiaxing Hangzhou Shaoxing Ningbo Quzhou Jinhua Lishui Wenzhou Zhoushan Kunming Wenshan Yinchuan Bac Ninh Taipei City Taoyuan County Hainan County